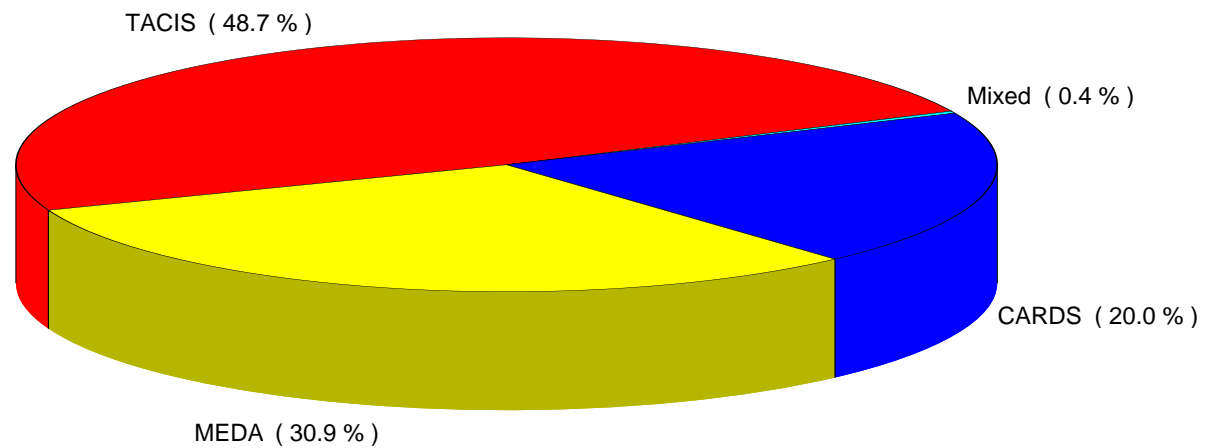




Overall statistics on applications received: CARDS/Tacis/MEDA involvement

Programme	Quantity	%
CARDS	108	20.0 %
TACIS	263	48.7 %
MEDA	167	30.9 %
Cross-programme ('Mixed')	2	0.4 %
Total:	540	

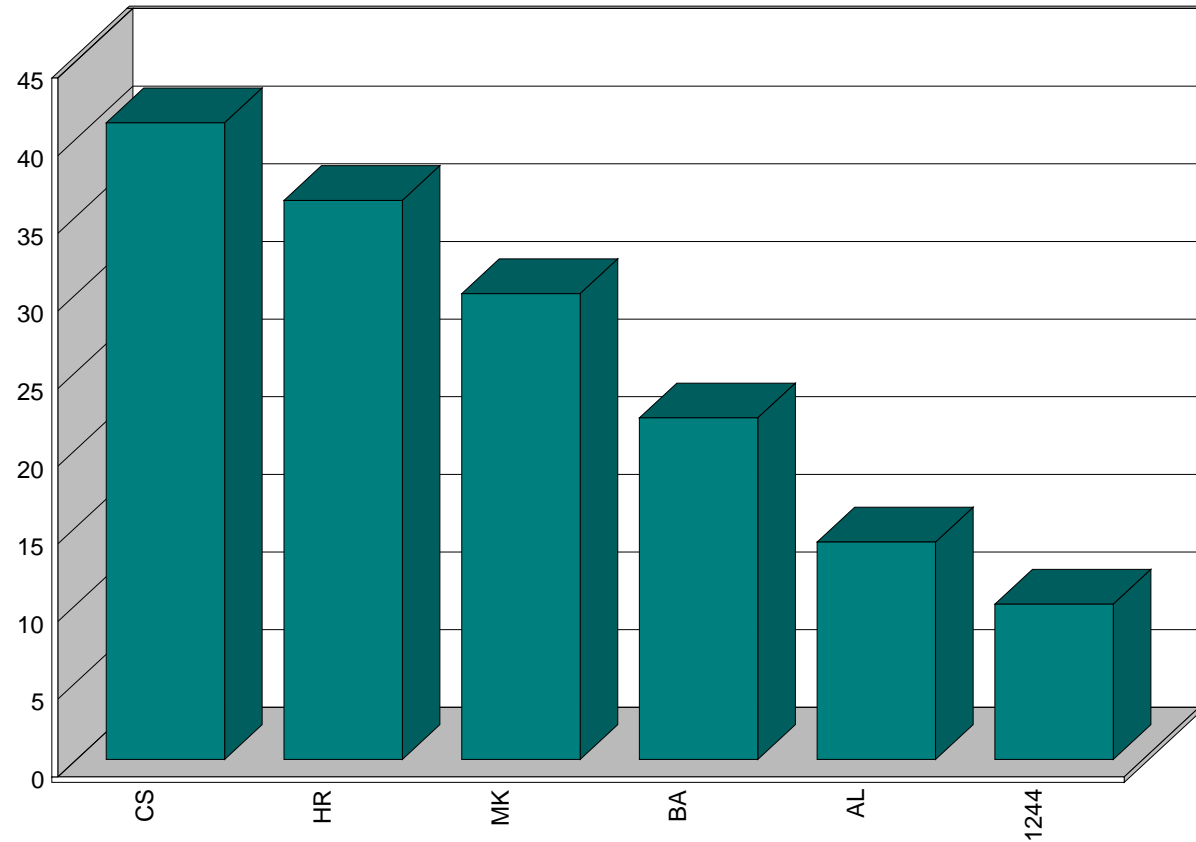




Overall statistics on funded projects: by Target Country

CARDS: 108 received projects		
1244	National	7
1244	Multicountry	3
AL	National	8
AL	Multicountry	6
BA	National	6
BA	Multicountry	16
CS	National	23
CS	Multicountry	18
HR	National	24
HR	Multicountry	12
MK	National	17

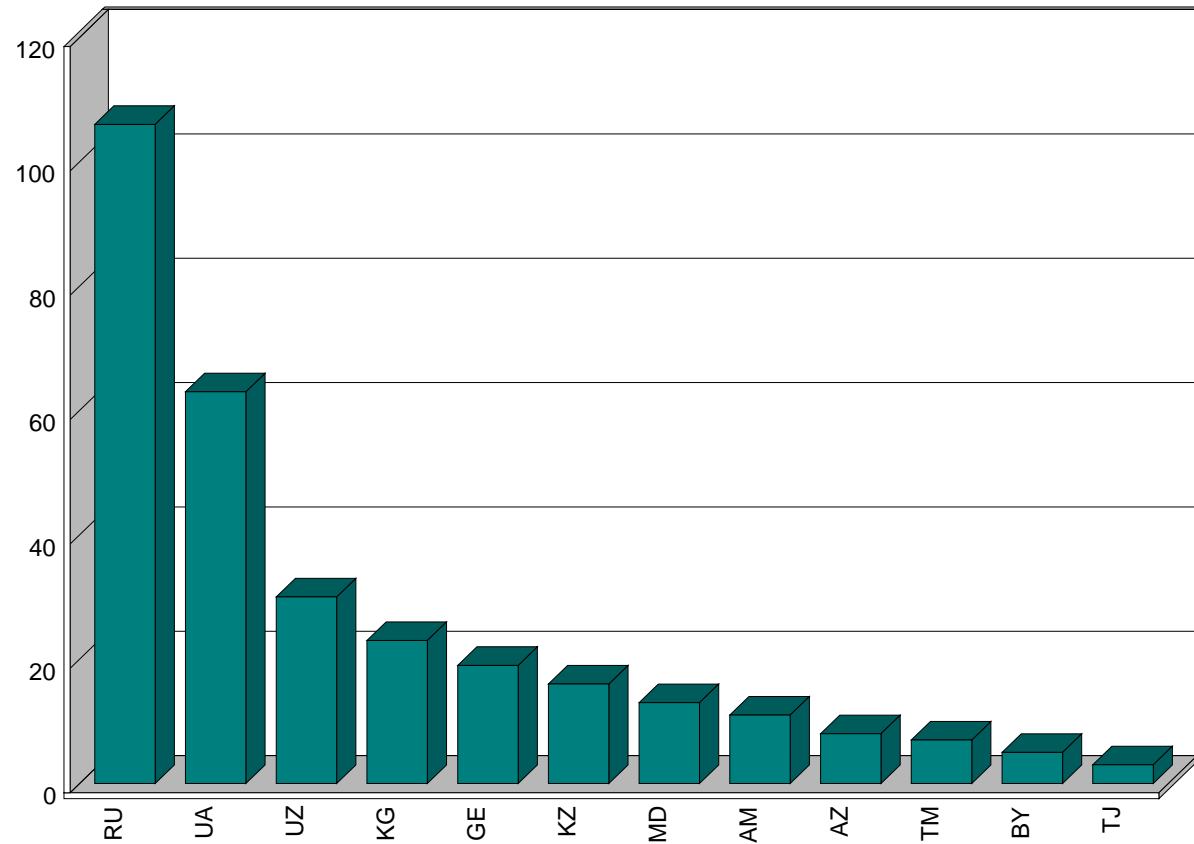
(\*) Please note that this multicountry project includes one Tacis country, yet has been listed under the CARDS statistics, as it predominantly involves CARDS countries.





# Tempus

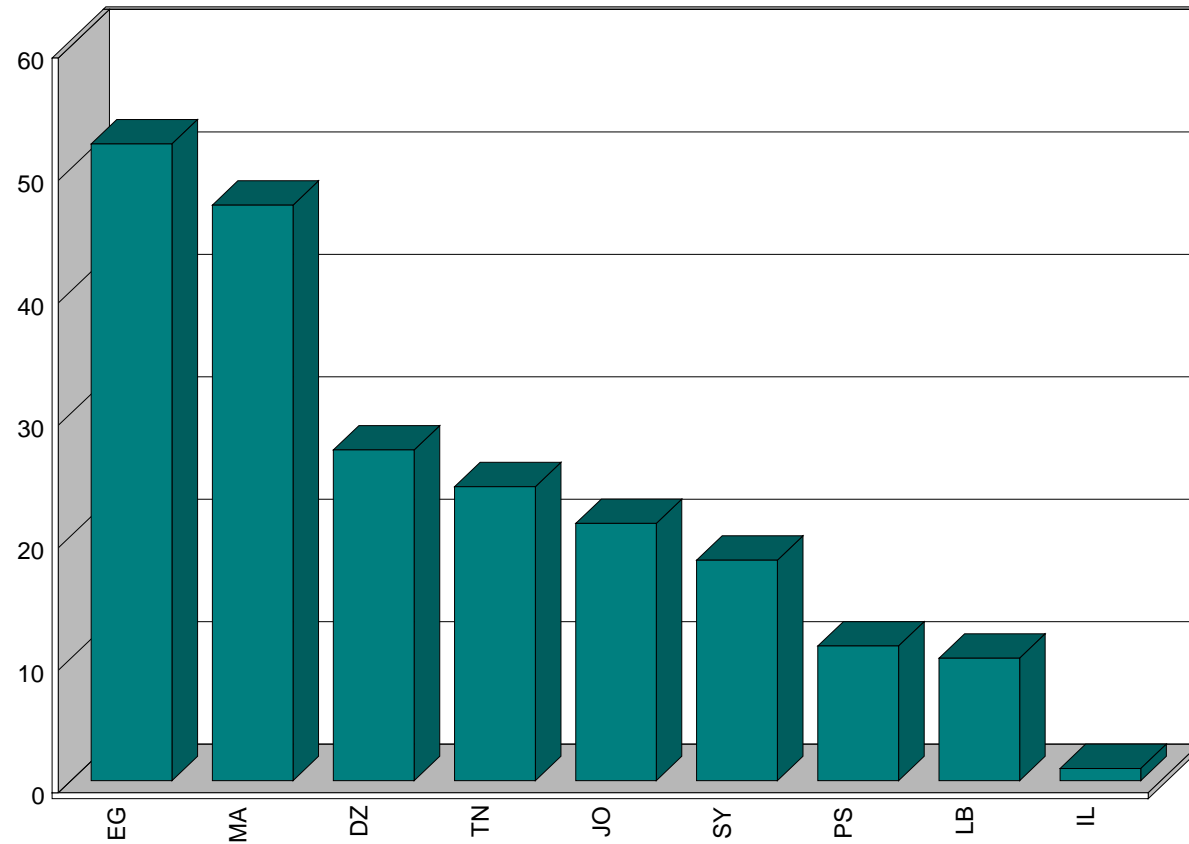
TACIS: 263 received projects		
AM	National	8
AM	Multicountry	3
AZ	National	4
AZ	Multicountry	4
BY	National	3
BY	Multicountry	2
GE	National	15
GE	Multicountry	4
KG	National	9
KG	Multicountry	14
KZ	National	7
KZ	Multicountry	9
MD	National	10
MD	Multicountry	3
RU	Multicountry	14
RU	National	92
TJ	Multicountry	3
TM	Multicountry	1
TM	National	6
UA	Multicountry	6
UA	National	57
UZ	Multicountry	11
UZ	National	19





# Tempus

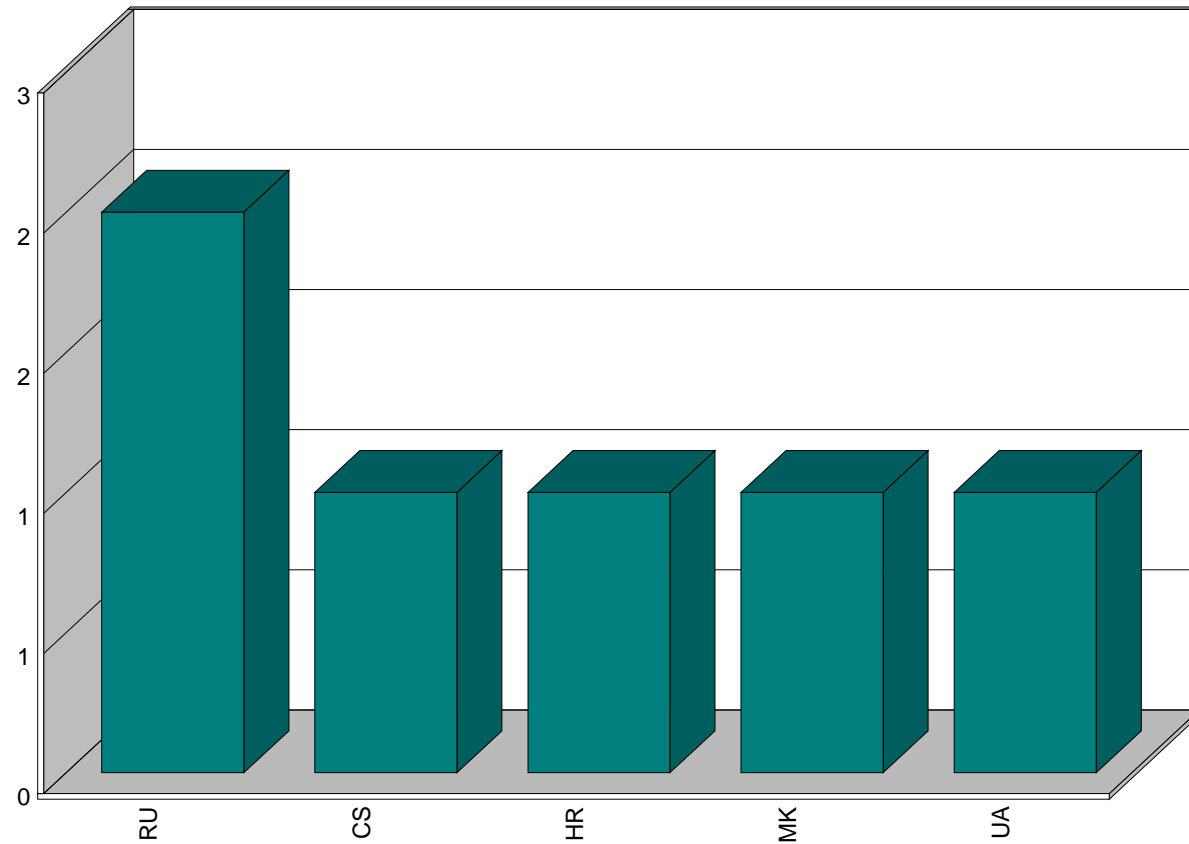
MEDA: 167 received projects		
DZ	National	22
DZ	Multicountry	5
EG	National	43
EG	Multicountry	9
IL	Multicountry	1
JO	National	12
JO	Multicountry	9
LB	National	4
LB	Multicountry	6
MA	National	31
MA	Multicountry	16
PS	Multicountry	5
PS	National	6
SY	Multicountry	6
SY	National	12
TN	Multicountry	11
TN	National	13





# Tempus

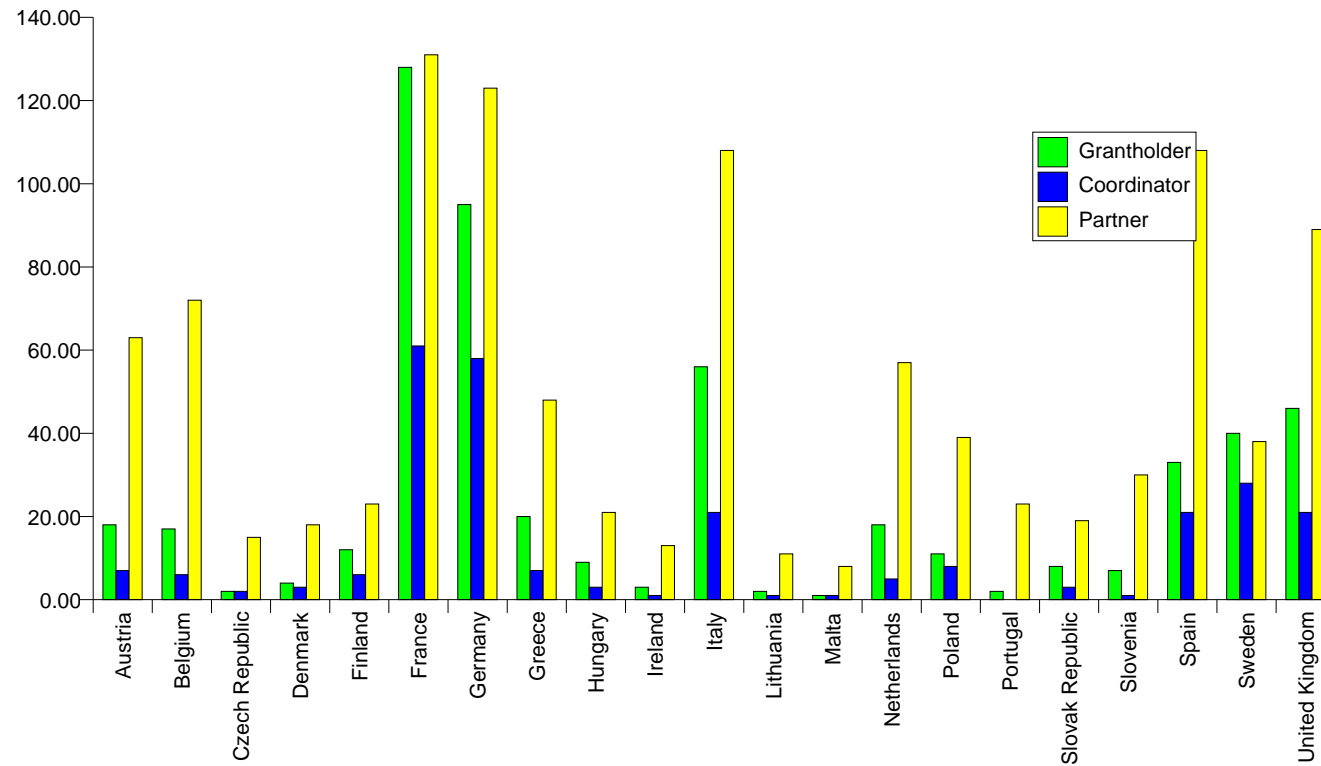
Mixed: 2 received projects		
CS	Multicountry	1
HR	Multicountry	1
MK	Multicountry	1
RU	Multicountry	2
UA	Multicountry	1





Overall statistics on EU Member State Participaton (received projects)

	Grantholder	Coordinator	Partner	Total
Austria	18	7	63	88
Belgium	17	6	72	95
Czech Republic	2	2	15	19
Denmark	4	3	18	25
Finland	12	6	23	41
France	128	61	131	320
Germany	95	58	123	276
Greece	20	7	48	75
Hungary	9	3	21	33
Ireland	3	1	13	17
Italy	56	21	108	185
Lithuania	2	1	11	14
Malta	1	1	8	10
Netherlands	18	5	57	80
Poland	11	8	39	58
Portugal	2	0	23	25
Slovak Republic	8	3	19	30
Slovenia	7	1	30	38
Spain	33	21	108	162
Sweden	40	28	38	106
United Kingdom	46	21	89	156

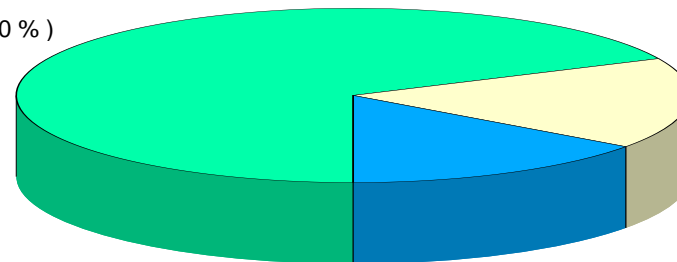




Overall statistics on received projects: by project type

Project Category	Quantity	%
Curriculum Development	367	68.0 %
Institution Building	81	15.0 %
University Management	92	17.0 %
Total:	540	

Curriculum Development ( 68.0 % )



University Management ( 17.0 % )

Institution Building ( 15.0 % )



Overall statistics on received projects: by subject area

Subject Area	Quantity	%
Information Technology, Computer Science and Software Engineering	34	6.3 %
Other	28	5.2 %
Subject Area Missing	23	4.3 %
Environmental Sciences	21	3.9 %
Education and Teacher Training	20	3.7 %
Institution Building -Training for public services, professional associations, social partners	20	3.7 %
University-Industry Links	18	3.3 %
	15	2.8 %
Management and Business	14	2.6 %
Open and distance learning and/or life-long learning activities	14	2.6 %
Engineering and Technology	13	2.4 %
Agricultural and Food Sciences	10	1.8 %
Interdisciplinary Studies	10	1.8 %
Medical Sciences	8	1.5 %
Soil and Water Sciences	8	1.5 %
Civil Engineering	7	1.3 %
Environmental Policy	7	1.3 %
European Studies and International Relations	7	1.3 %



Institution Building	7	1.3 %
Student Services	7	1.3 %
Agricultural Economics	6	1.1 %
Applied Sciences and Technologies	6	1.1 %
Biotechnology	6	1.1 %
Business Administration	6	1.1 %
Library management	6	1.1 %
Medicine and Surgery	6	1.1 %
Modern European Languages	6	1.1 %
Multidisciplinary Studies	6	1.1 %
University Evaluation	6	1.1 %
University Management	6	1.1 %
Economics and Applied Sciences	5	0.9 %
Food Science and Technology	5	0.9 %
Internal quality ass. systems, based on the dev.of abilities for self-ass. in the univ. at all level	5	0.9 %
International Relations Offices	5	0.9 %
Management	5	0.9 %
Material Sciences	5	0.9 %
Public Administration	5	0.9 %
Social Work & Social Policy	5	0.9 %
Agriculture	4	0.7 %
Agro Business	4	0.7 %

---



Electrical and Electronic Engineering	4	0.7 %
Languages	4	0.7 %
Nursing	4	0.7 %
Public Health & Social Policy	4	0.7 %
Strategic development plans	4	0.7 %
Tourism and Leisure	4	0.7 %
Transport Economics	4	0.7 %
University Information management systems, including financial administration systems	4	0.7 %
University Modernisation of Administration Services	4	0.7 %
Computer Aided Engineering	3	0.6 %
Conservation of Cultural Heritage	3	0.6 %
Energy Efficiency	3	0.6 %
Environment Economics	3	0.6 %
Health Care	3	0.6 %
Law	3	0.6 %
Mechanical Engineering	3	0.6 %
Medical Technology	3	0.6 %
National & European Law	3	0.6 %
Other Management	3	0.6 %
Public Administration Reform	3	0.6 %
Public Relations & Marketing	3	0.6 %
Transport and Traffic Studies	3	0.6 %

---



Accreditation Systems	2	0.4 %
Archaeology	2	0.4 %
Architecture, Urban and Regional Planning	2	0.4 %
Biology	2	0.4 %
Chemical Engineering	2	0.4 %
Chemistry and Biochemistry	2	0.4 %
Civil Society Development	2	0.4 %
Earth Science	2	0.4 %
Forestry	2	0.4 %
Geography	2	0.4 %
Humanities	2	0.4 %
Human Rights & Citizens' Rights Law	2	0.4 %
International Law	2	0.4 %
Marketing and Sales Management	2	0.4 %
Natural Science and Mathematics	2	0.4 %
Other Social Sciences	2	0.4 %
Social Sciences	2	0.4 %
Urban and Regional Planning	2	0.4 %
Animal Production and Husbandry	1	0.2 %
Civil & Commercial Law	1	0.2 %
Credit transfer Systems	1	0.2 %
Energy Studies	1	0.2 %



Environmental Law	1	0.2 %
Finance	1	0.2 %
Financial Economics	1	0.2 %
Fishing	1	0.2 %
General Practice	1	0.2 %
Health Management	1	0.2 %
History	1	0.2 %
Justice	1	0.2 %
Library Science, Communication and Journalism	1	0.2 %
Macro & Micro Economics	1	0.2 %
Metallurgy and Mining	1	0.2 %
Meteorology	1	0.2 %
Metrology and quality standards	1	0.2 %
Other Languages	1	0.2 %
Other Natural Sciences	1	0.2 %
Personnel Management and Industrial Relations	1	0.2 %
Political Science	1	0.2 %
Professional Associations Development	1	0.2 %
Psychiatry	1	0.2 %
Psychology and Behavioural Sciences	1	0.2 %
Public Finance & Tax Policy	1	0.2 %
Regional Earthquake Engineering	1	0.2 %



# Tempus

---

Regional Economic Development	1	0.2 %
Telecommunications	1	0.2 %
University Services	1	0.2 %
University Strategic Planning	1	0.2 %
Veterinary Science	1	0.2 %
Total:	541	