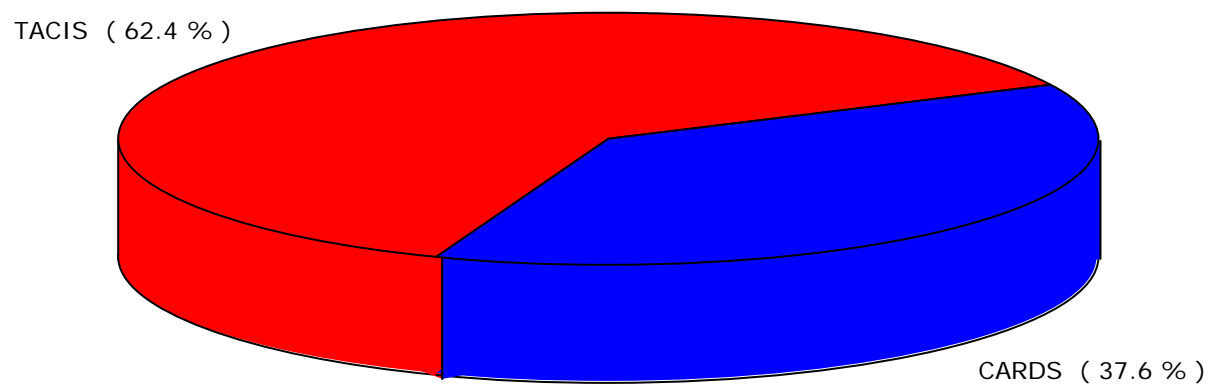




### Overall statistics on applications received: CARDS/Tacis involvement

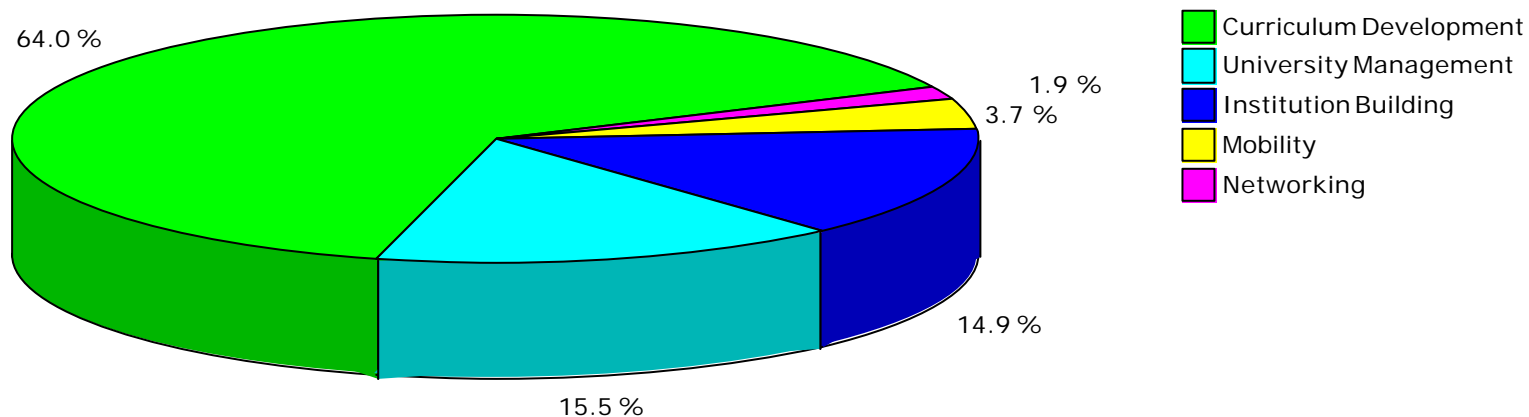
Programme	Quantity	%
CARDS	161	37.6 %
TACIS	267	62.4 %
<b>Total:</b>	<b>428</b>	





### Overall statistics on applications received: by Programme and Project Type

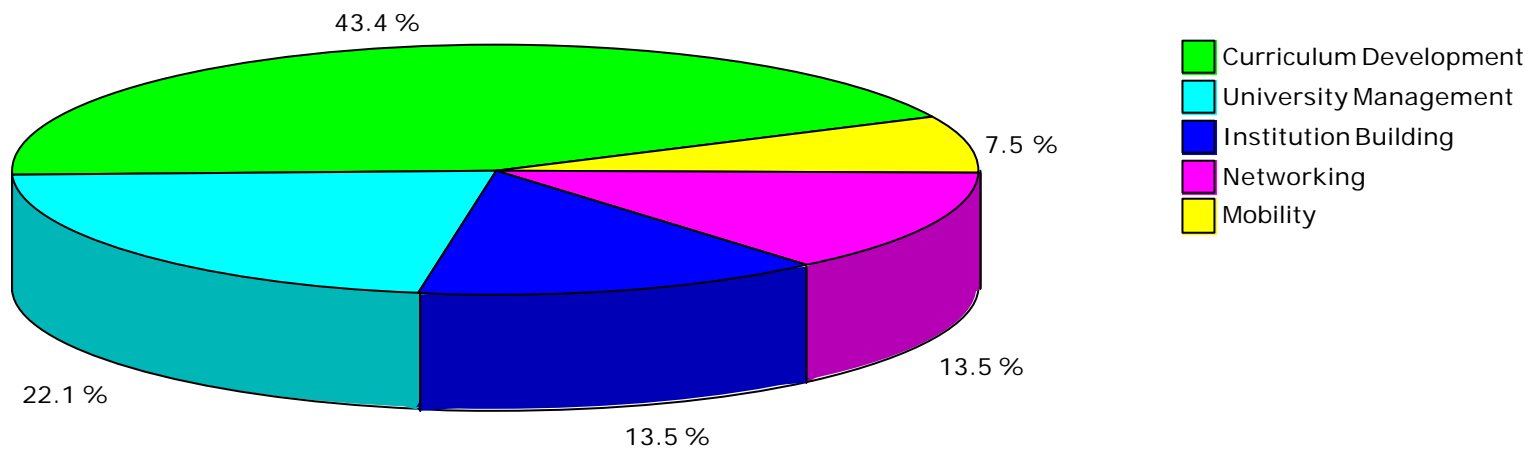
CARDS			
Project Type	Quantity	%	
Curriculum Development	103	63.98 %	
University Management	25	15.53 %	
Institution Building	24	14.91 %	
Multiplier	3	1.86 %	
Mobility	6	3.73 %	
<b>Total:</b>	<b>161</b>		





## Tempus

TACIS		
Project Type	Quantity	%
Curriculum Development	116	43.45 %
University Management	59	22.10 %
Institution Building	36	13.48 %
Multiplier	36	13.48 %
Mobility	20	7.49 %
<b>Total:</b>	<b>267</b>	





**Overall statistics on applications received:  
by Programme and Contractor's Country**

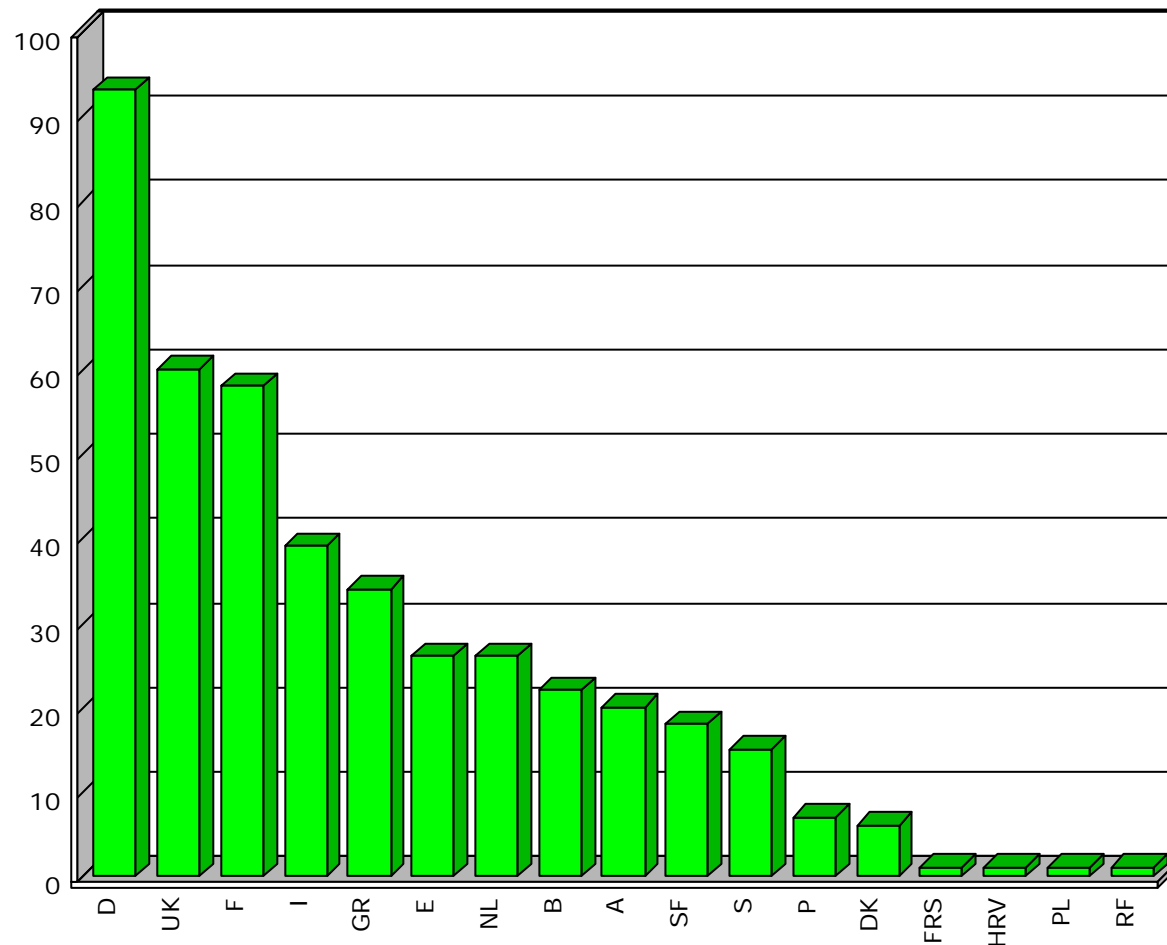
<b>CARDS</b>		
<b>Contractor's Country</b>	<b>JEPs Received</b>	<b>%</b>
Germany	34	21.12 %
Greece	26	16.15 %
United Kingdom	21	13.04 %
Italy	18	11.18 %
France	15	9.32 %
Austria	14	8.70 %
Belgium	7	4.35 %
Netherlands	7	4.35 %
Spain	7	4.35 %
Portugal	4	2.48 %
Sweden	3	1.86 %
Finland	2	1.24 %
Croatia	1	0.62 %
Denmark	1	0.62 %
FRY-Serbia	1	0.62 %
<b>Total:</b>	<b>161</b>	

<b>TACIS</b>		
<b>Contractor's Country</b>	<b>JEPs Received</b>	<b>%</b>
Germany	59	22.10 %
France	42	15.73 %
United Kingdom	38	14.23 %
Italy	21	7.87 %
Netherlands	19	7.12 %
Spain	19	7.12 %
Finland	17	6.37 %
Belgium	15	5.62 %
Sweden	12	4.49 %
Greece	8	3.00 %
Austria	6	2.25 %
Denmark	5	1.87 %
Portugal	3	1.12 %
Russian Federation	2	0.75 %
Poland	1	0.37 %
<b>Total:</b>	<b>267</b>	



**Overall statistics on applications received: by Contractor's Country**

Contracting Country	Quantity	%
Austria	20	4.7 %
Belgium	22	5.1 %
Croatia	1	0.2 %
Denmark	6	1.4 %
Finland	19	4.4 %
France	57	13.3 %
FRY-Serbia	1	0.2 %
Germany	93	21.7 %
Greece	34	7.9 %
Italy	39	9.1 %
Netherlands	26	6.1 %
Poland	1	0.2 %
Portugal	7	1.6 %
Russian Federation	2	0.5 %
Spain	26	6.1 %
Sweden	15	3.5 %
United Kingdom	59	13.8 %
<b>Total:</b>	<b>428</b>	





**Overall statistics on applications received: by Target Country**

Target Country	Quantity	%
ALB	22	5.1 %
BIH	24	5.6 %
FRY-K	4	0.9 %
FRY-M	3	0.7 %
FRY-S	22	5.1 %
FYROM	23	5.4 %
HRV	9	2.1 %
KAZ	13	3.0 %
KYR	19	4.4 %
MOL	14	3.3 %
Multicountry	73	17.1 %
RF	136	31.8 %
TME	5	1.2 %
UKR	48	11.2 %
UZB	12	2.8 %
NOT SPECIFIED	1	0.2 %
<b>Total:</b>	<b>428</b>	

