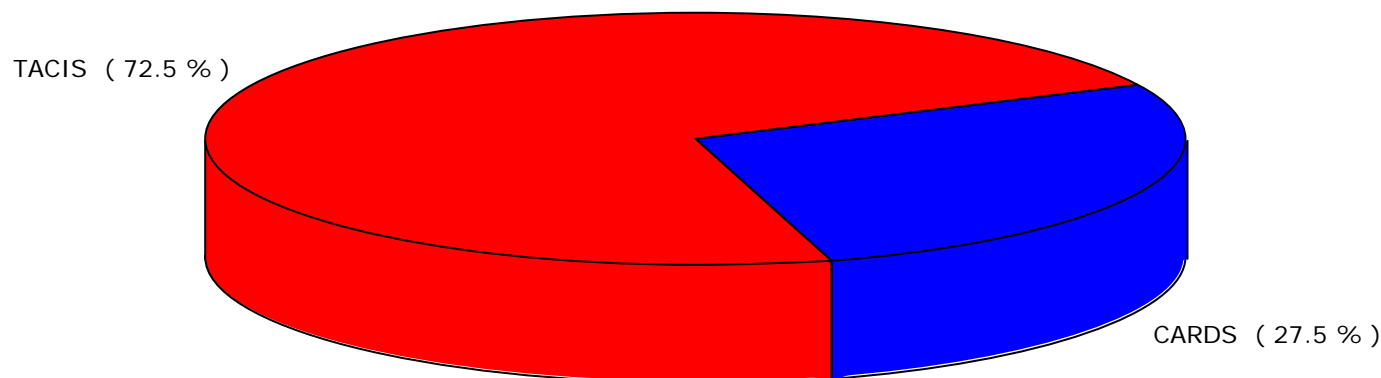




Overall statistics on applications received: CARDS/Tacis involvement

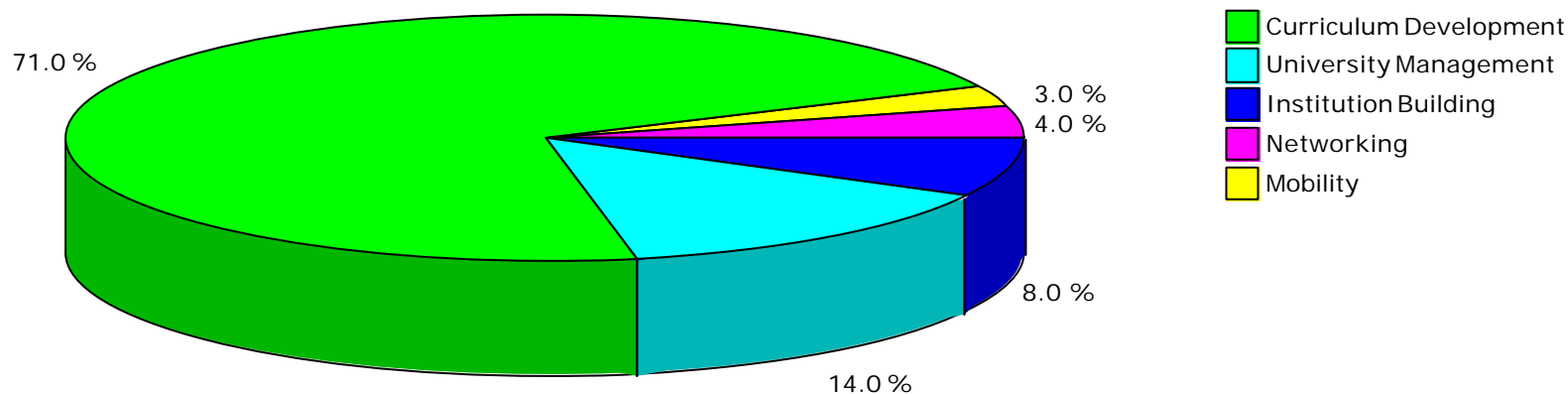
Programme	Quantity	%
CARDS	100	27.5 %
TACIS	263	72.5 %
Total:	363	





Overall statistics on applications received: by Programme and Project Type

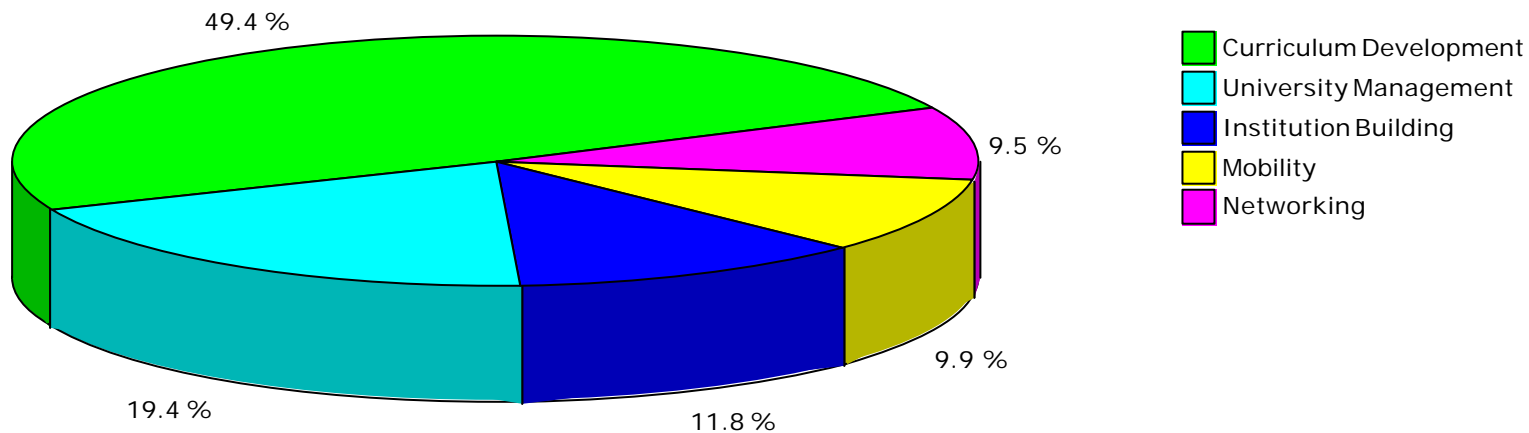
CARDS			
Project Type	Quantity	%	
Curriculum Development	71	71.00 %	
University Management	14	14.00 %	
Institution Building	8	8.00 %	
Multiplier	4	4.00 %	
Mobility	3	3.00 %	
Total:	100		





Tempus

TACIS		
Project Type	Quantity	%
Curriculum Development	130	49.43 %
University Management	51	19.39 %
Institution Building	31	11.79 %
Mobility	26	9.89 %
Multiplier	25	9.51 %
Total:	263	





**Overall statistics on applications received:
by Programme and Contractor's Country**

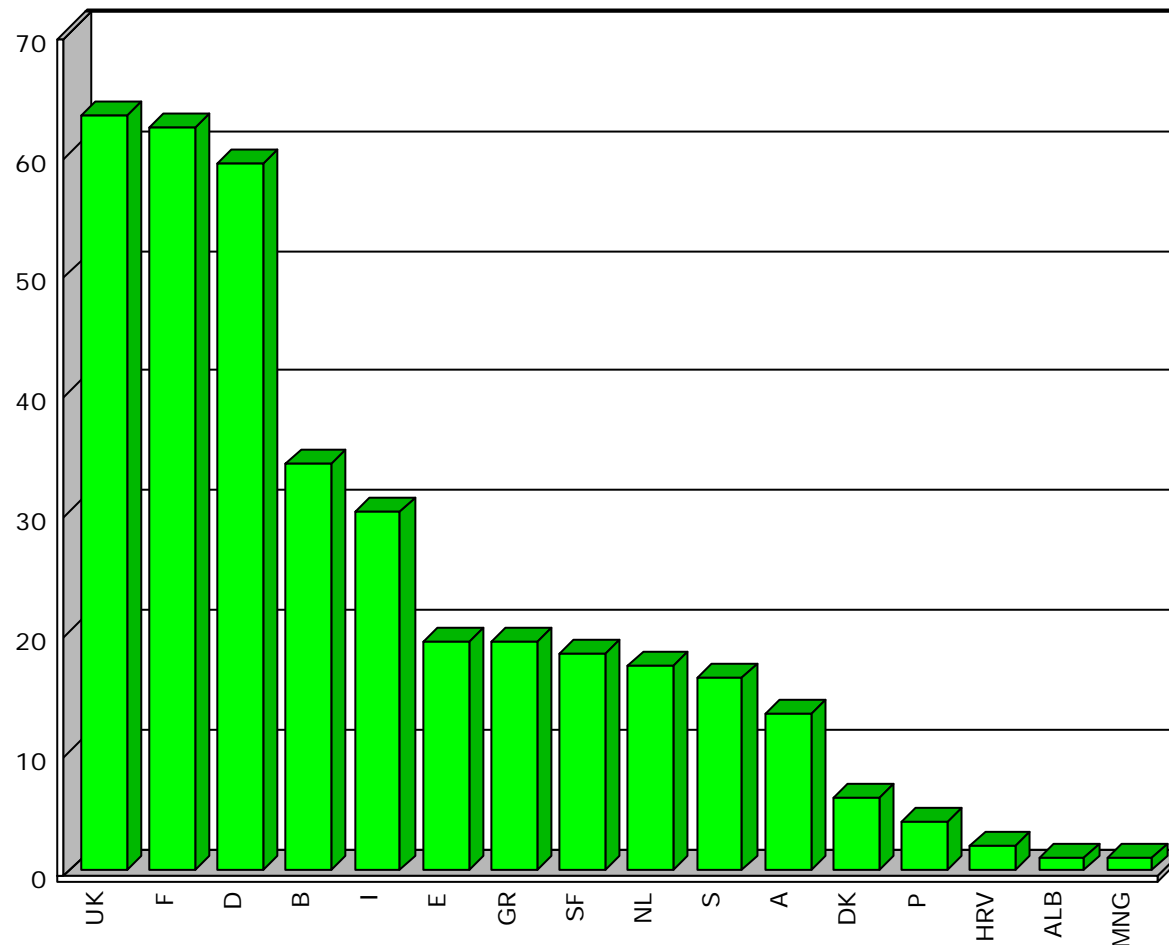
CARDS		
Contractor's Country	JEPs Received	%
France	20	20.00 %
Italy	17	17.00 %
Germany	15	15.00 %
United Kingdom	13	13.00 %
Austria	8	8.00 %
Belgium	7	7.00 %
Greece	6	6.00 %
Netherlands	3	3.00 %
Portugal	3	3.00 %
Croatia	2	2.00 %
Sweden	2	2.00 %
Albania	1	1.00 %
Denmark	1	1.00 %
Finland	1	1.00 %
Spain	1	1.00 %
Total:	100	

TACIS		
Contractor's Country	JEPs Received	%
United Kingdom	50	18.94 %
Germany	44	16.67 %
France	42	15.91 %
Belgium	27	10.23 %
Spain	18	6.82 %
Finland	17	6.44 %
Netherlands	14	5.30 %
Sweden	14	5.30 %
Greece	13	4.92 %
Italy	13	4.92 %
Austria	5	1.89 %
Denmark	5	1.89 %
Mongolia	1	0.38 %
Portugal	1	0.38 %
Total:	264	



Overall statistics on applications received: by Contractor's Country

Contracting Country	Quantity	%
Albania	1	0.3 %
Austria	13	3.6 %
Belgium	34	9.3 %
Croatia	2	0.5 %
Denmark	6	1.6 %
Finland	18	4.9 %
France	62	17.0 %
Germany	59	16.2 %
Greece	19	5.2 %
Italy	30	8.2 %
Mongolia	1	0.3 %
Netherlands	17	4.7 %
Portugal	4	1.1 %
Spain	19	5.2 %
Sweden	16	4.4 %
United Kingdom	63	17.3 %
Total:	364	





Overall statistics on applications received: by Target Country

Target Country	Quantity	%
ALB	15	4.1 %
ARM	14	3.9 %
AZB	8	2.2 %
BIH	18	5.0 %
BR	17	4.7 %
FYROM	20	5.5 %
GEO	15	4.1 %
HRV	36	9.9 %
MNG	7	1.9 %
Multicountry	22	6.1 %
RF	101	27.8 %
UKR	57	15.7 %
UZB	22	6.1 %
NOT SPECIFIED	7	1.9 %
TAD	4	1.1 %
Total:	363	

