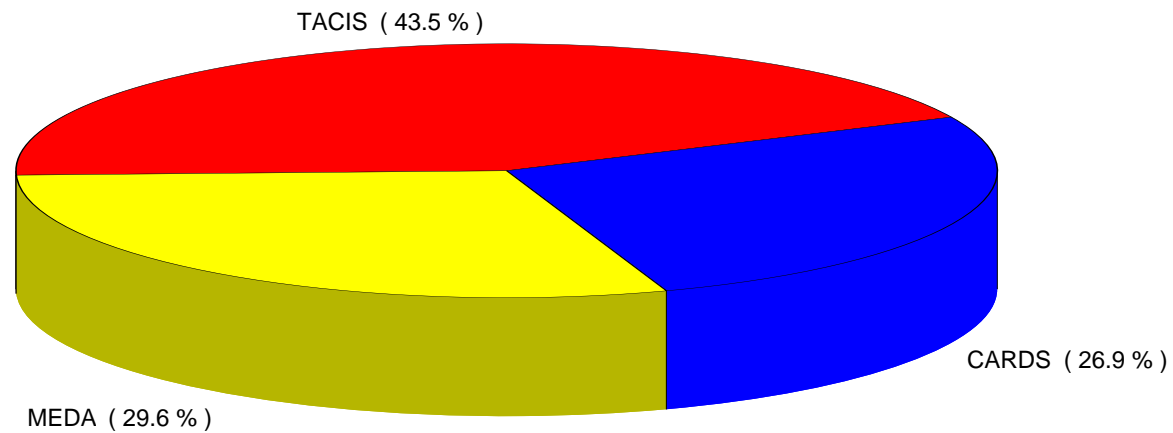




Overall statistics on applications funded: CARDS/Tacis/MEDA involvement

Programme	Quantity	%
CARDS	29	26.9 %
TACIS	47	43.5 %
MEDA	32	29.6 %
Total:	108	



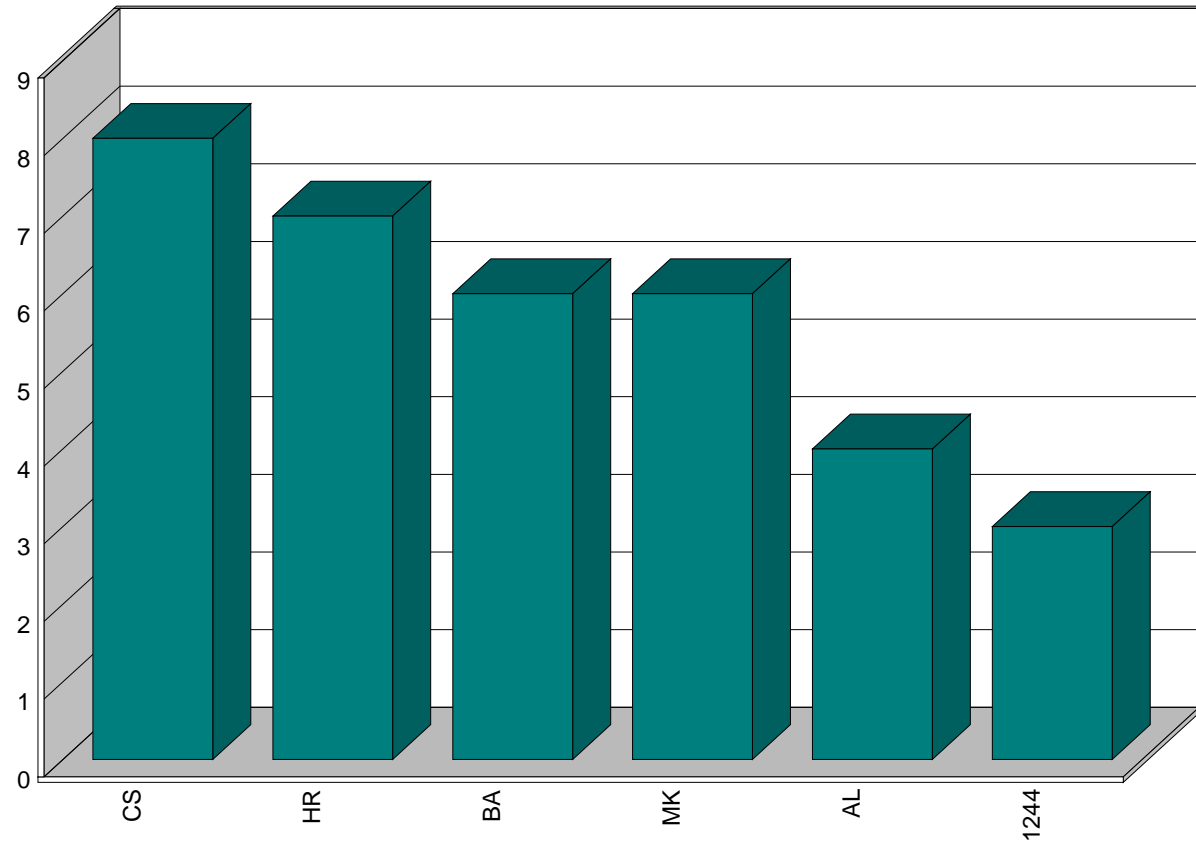


Overall statistics on funded projects: by Target Country

CARDS: 29 funded projects

1244	National	2
1244	Multicountry	1
AL	National	2
AL	Multicountry	2
BA	National	4
BA	Multicountry	2
CS	National	6
CS	Multicountry	2
HR	National	7
MK	National	5
MK	Multicountry	1

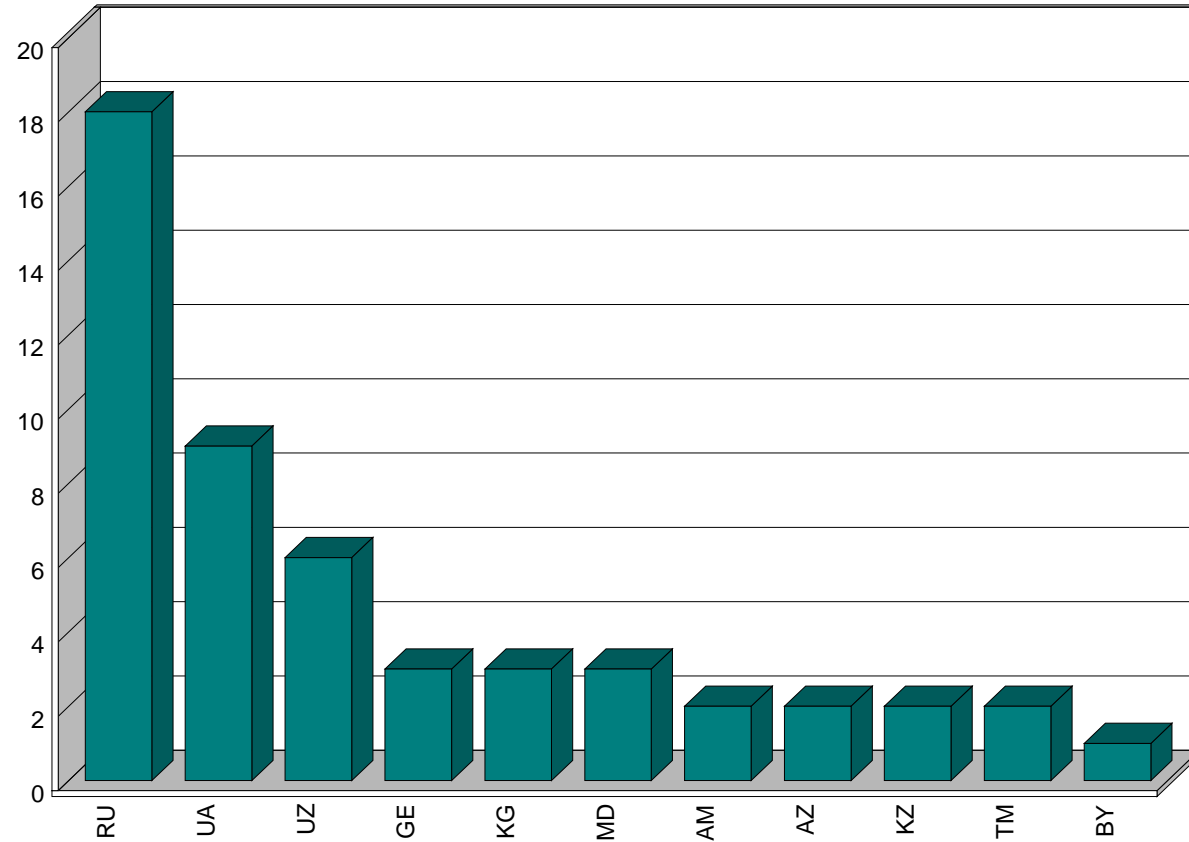
(*) Please note that this multicountry project includes one Tacis country, yet has been listed under the CARDS statistics, as it predominantly involves CARDS countries.





Tempus

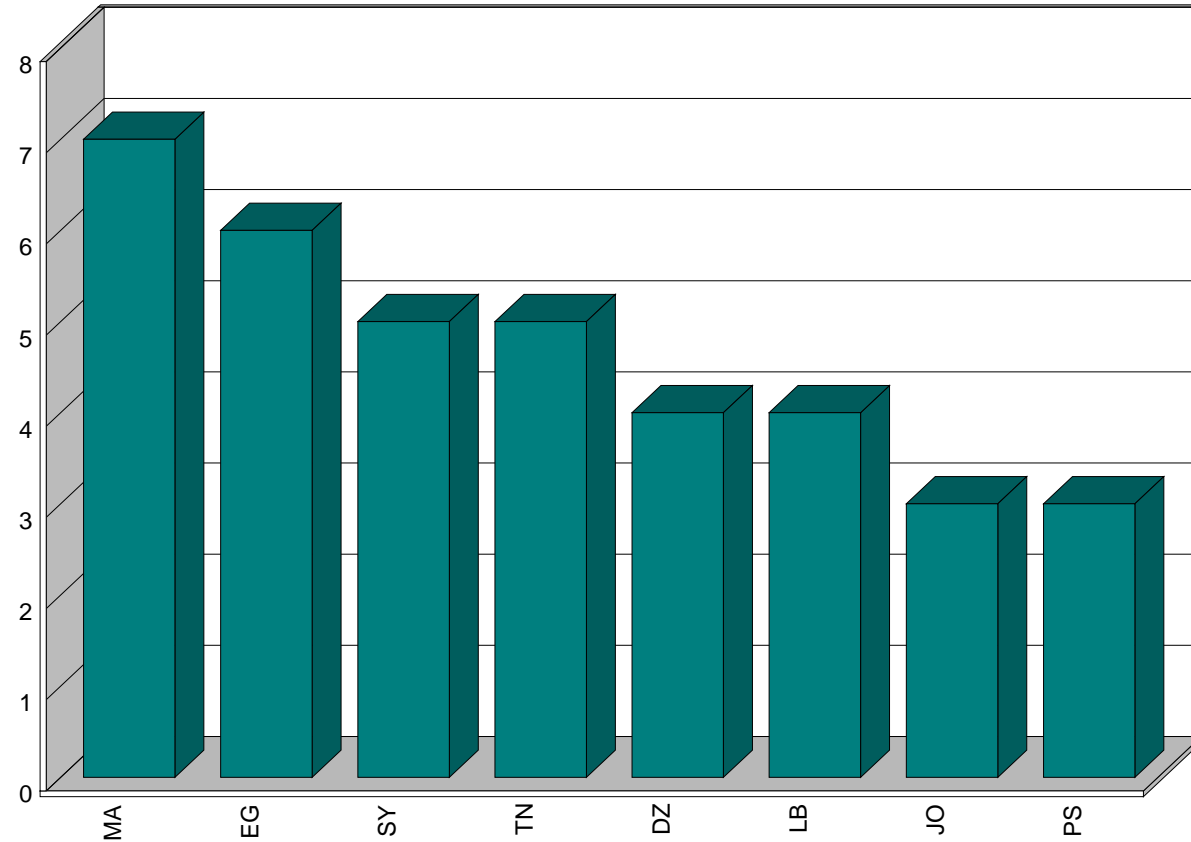
TACIS: 47 funded projects		
AM	National	2
AZ	National	2
BY	National	1
GE	National	3
KG	National	1
KG	Multicountry	2
KZ	National	1
KZ	Multicountry	1
MD	National	3
RU	Multicountry	1
RU	National	17
TM	National	2
UA	National	9
UZ	Multicountry	2
UZ	National	4





Tempus

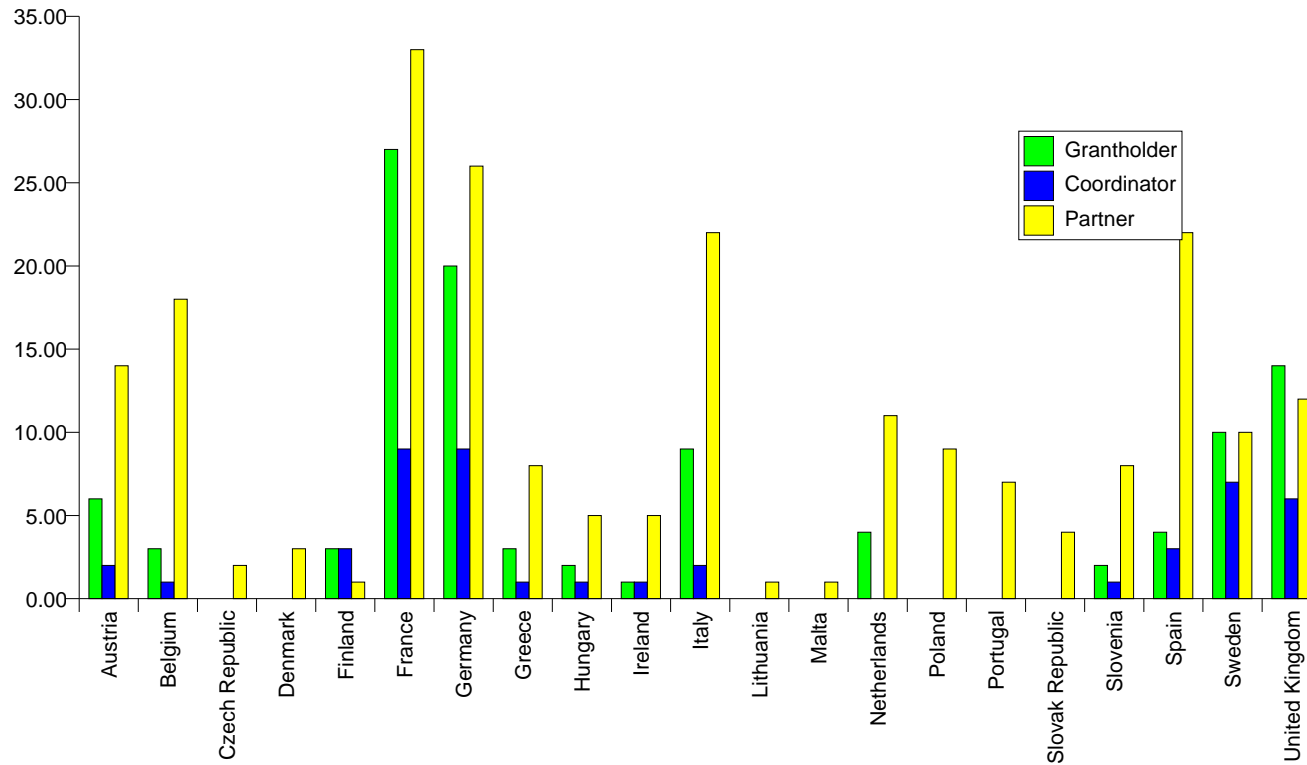
MEDA: 32 funded projects		
DZ	National	4
EG	National	6
JO	National	1
JO	Multicountry	2
LB	National	3
LB	Multicountry	1
MA	National	6
MA	Multicountry	1
PS	Multicountry	1
PS	National	2
SY	Multicountry	2
SY	National	3
TN	Multicountry	2
TN	National	3





Overall statistics on EU Member State Participaton (funded projects)

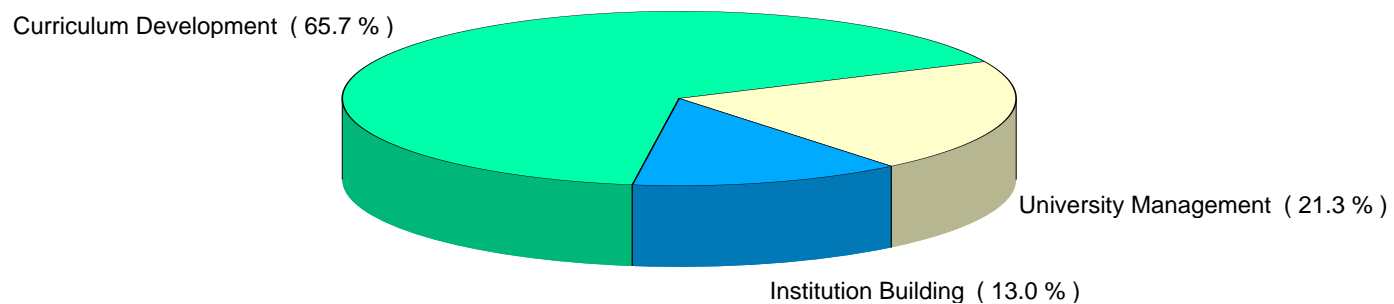
	Grantholder	Coordinator	Partner	Total
Austria	6	2	14	22
Belgium	3	1	18	22
Czech Republic	0	0	2	2
Denmark	0	0	3	3
Finland	3	3	1	7
France	27	9	33	69
Germany	20	9	26	55
Greece	3	1	8	12
Hungary	2	1	5	8
Ireland	1	1	5	7
Italy	9	2	22	33
Lithuania	0	0	1	1
Malta	0	0	1	1
Netherlands	4	0	11	15
Poland	0	0	9	9
Portugal	0	0	7	7
Slovak Republic	0	0	4	4
Slovenia	2	1	8	11
Spain	4	3	22	29
Sweden	10	7	10	27
United Kingdom	14	6	12	32





Overall statistics on funded projects: by project type

Project Category	Quantity	%
Curriculum Development	71	65.7 %
Institution Building	14	13.0 %
University Management	23	21.3 %
Total:	108	





Overall statistics on funded projects: by subject area

Subject Area	Quantity	%
Agricultural and Food Sciences	6	5.6 %
Environmental Sciences	6	5.6 %
Institution Building -Training for public services, professional associations, social partners	6	5.6 %
University-Industry Links	6	5.6 %
Information Technology, Computer Science and Software Engineering	5	4.6 %
Medical Sciences	4	3.7 %
Open and distance learning and/or life-long learning activities	4	3.7 %
Education and Teacher Training	3	2.8 %
Engineering and Technology	3	2.8 %
Other	3	2.8 %
	3	2.8 %
Applied Sciences and Technologies	2	1.9 %
Business Administration	2	1.9 %
Economics and Applied Sciences	2	1.9 %
Environmental Policy	2	1.9 %
European Studies and International Relations	2	1.9 %
Institution Building	2	1.9 %



Internal quality ass. systems, based on the dev.of abilities for self-ass. in the univ. at all level	2	1.9 %
Law	2	1.9 %
Library management	2	1.9 %
Management and Business	2	1.9 %
Mechanical Engineering	2	1.9 %
Multidisciplinary Studies	2	1.9 %
Student Services	2	1.9 %
Agriculture	1	0.9 %
Agro Business	1	0.9 %
Architecture, Urban and Regional Planning	1	0.9 %
Biology	1	0.9 %
Chemical Engineering	1	0.9 %
Computer Aided Engineering	1	0.9 %
Conservation of Cultural Heritage	1	0.9 %
Credit transfer Systems	1	0.9 %
Electrical and Electronic Engineering	1	0.9 %
Energy Efficiency	1	0.9 %
Energy Studies	1	0.9 %
Environmental Law	1	0.9 %
Food Science and Technology	1	0.9 %
Forestry	1	0.9 %
Geography	1	0.9 %



Health Care	1	0.9 %
International Law	1	0.9 %
Management	1	0.9 %
Material Sciences	1	0.9 %
Medicine and Surgery	1	0.9 %
Metallurgy and Mining	1	0.9 %
Modern European Languages	1	0.9 %
Natural Science and Mathematics	1	0.9 %
Nursing	1	0.9 %
Other Social Sciences	1	0.9 %
Public Administration Reform	1	0.9 %
Social Work & Social Policy	1	0.9 %
Soil and Water Sciences	1	0.9 %
Strategic development plans	1	0.9 %
University Evaluation	1	0.9 %
University Management	1	0.9 %
University Modernisation of Administration Services	1	0.9 %
Urban and Regional Planning	1	0.9 %
Total:	108	