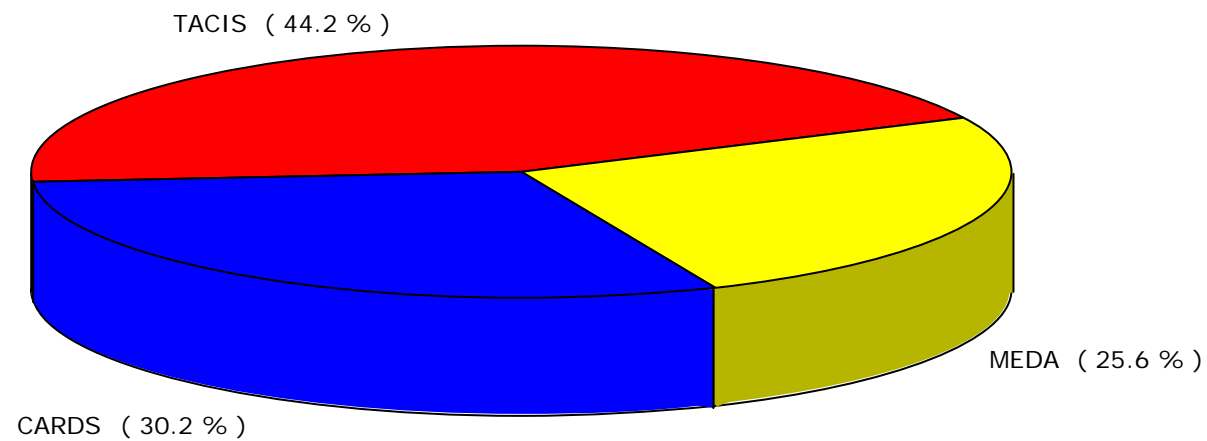




Overall statistics on selected applications: CARDS/Tacis/MEDA breakdown

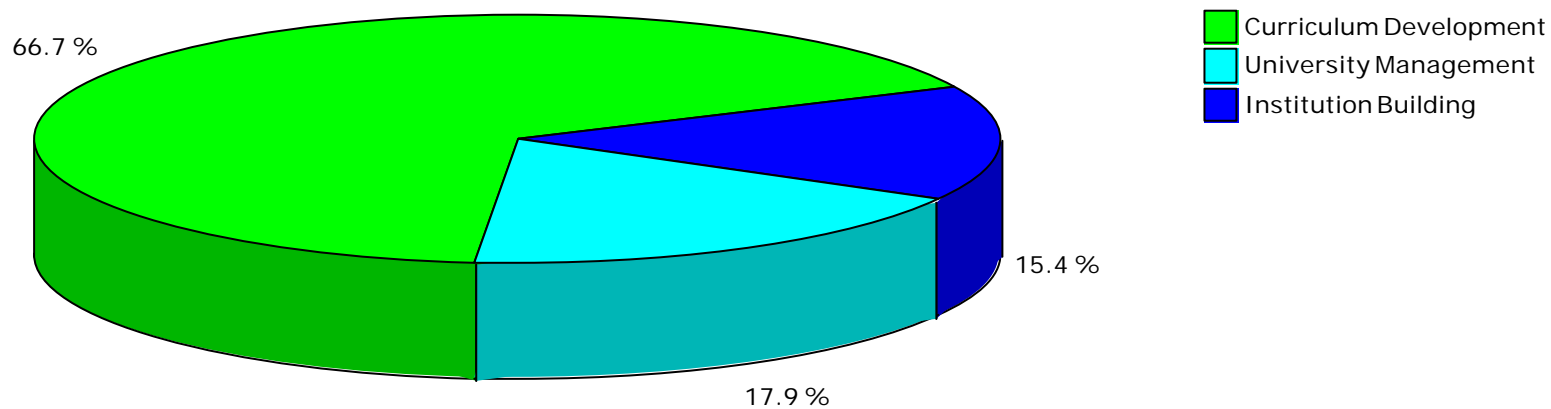
Programme	Quantity	%
CARDS	39	30.2 %
TACIS	57	44.2 %
MEDA	33	25.6 %
Total:	129	





Overall statistics on selected applications: by Programme and Project Type

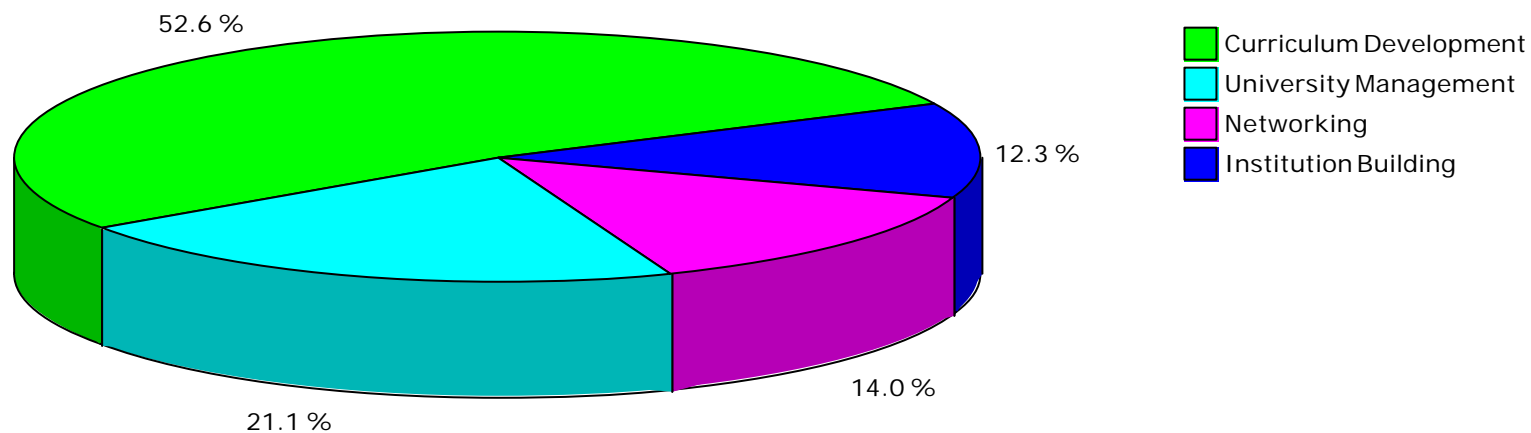
CARDS			
Project Type	Quantity	%	
Curriculum Development	26	66.67 %	
University Management	7	17.95 %	
Institution Building	6	15.38 %	
Total:	39		





Tempus

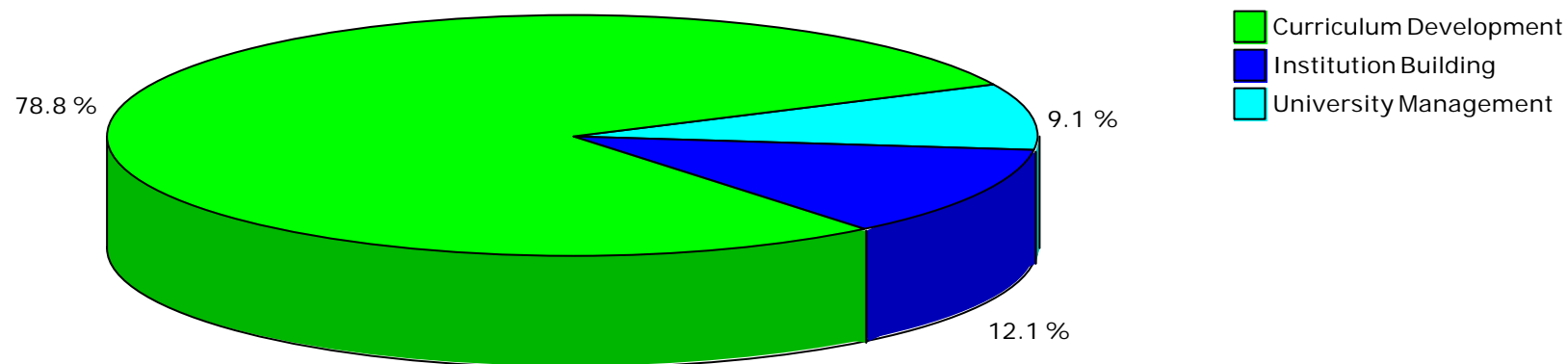
TACIS			
Project Type	Quantity	%	
Curriculum Development	30	52.63 %	
University Management	12	21.05 %	
Institution Building	7	12.28 %	
Multiplier	8	14.04 %	
Total:	57		





Tempus

MEDA		
Project Type	Quantity	%
Curriculum Development	26	78.79 %
University Management	3	9.09 %
Institution Building	4	12.12 %
Total:	33	





**Overall statistics on selected applications:
by Programme and Contractor's Country**

CARDS		
Contractor's Country	JEPs Received	%
Germany	8	20.51 %
Italy	7	17.95 %
Greece	6	15.38 %
United Kingdom	5	12.82 %
Austria	3	7.69 %
Belgium	3	7.69 %
France	2	5.13 %
Netherlands	2	5.13 %
Finland	1	2.56 %
Portugal	1	2.56 %
Sweden	1	2.56 %
Total:	39	

TACIS		
Contractor's Country	JEPs Received	%
Germany	13	22.81 %
France	9	15.79 %
Netherlands	6	10.53 %
United Kingdom	6	10.53 %
Austria	5	8.77 %
Finland	5	8.77 %
Spain	4	7.02 %
Belgium	2	3.51 %
Italy	2	3.51 %
Sweden	2	3.51 %
Denmark	1	1.75 %
Greece	1	1.75 %
Ireland	1	1.75 %
Total:	57	

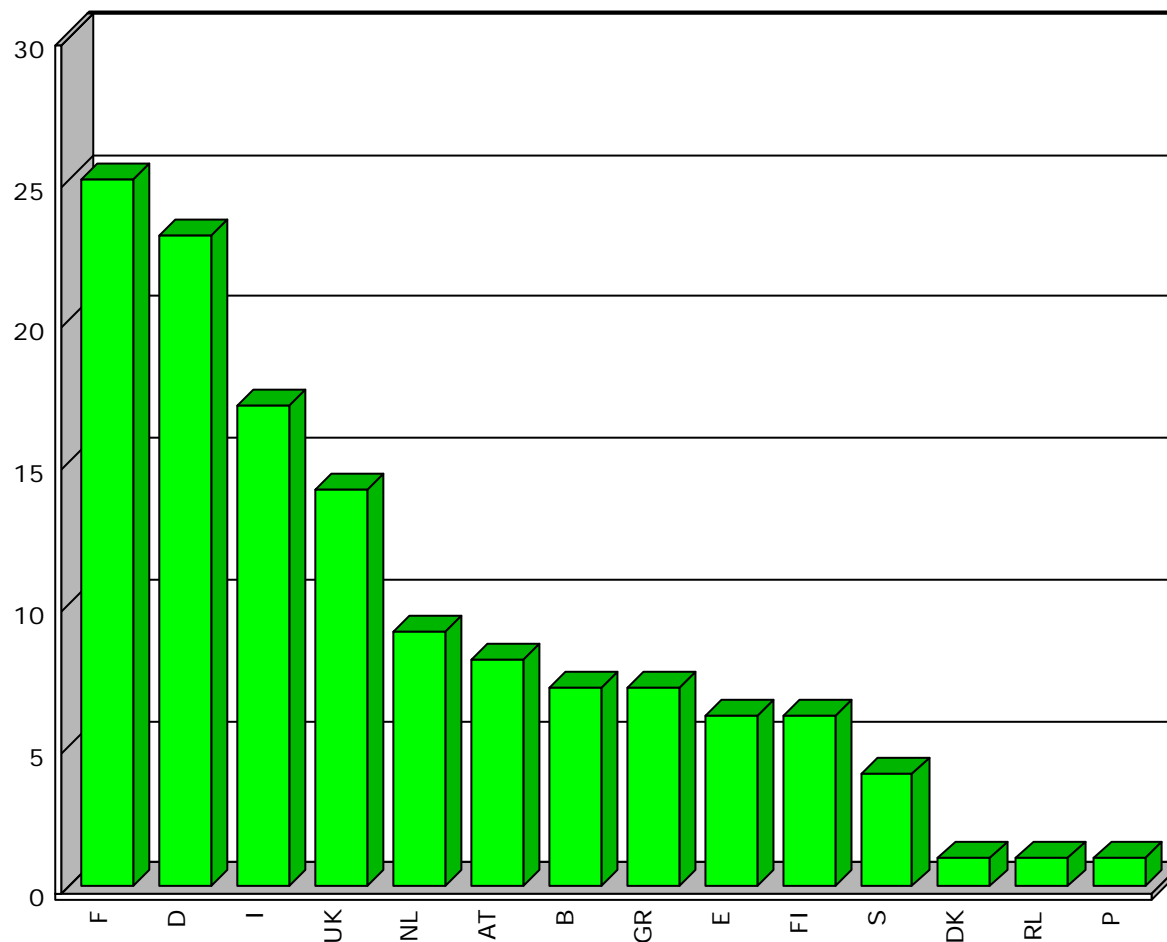


MEDA		
Contractor's Country	JEPs Received	%
France	14	42.42 %
Italy	8	24.24 %
United Kingdom	3	9.09 %
Belgium	2	6.06 %
Germany	2	6.06 %
Spain	2	6.06 %
Netherlands	1	3.03 %
Sweden	1	3.03 %
Total:	33	



Overall statistics on selected applications: by Contractor's Country

Contracting Country	Quantity	%
Austria	8	6.2 %
Belgium	7	5.4 %
Denmark	1	0.8 %
Finland	6	4.7 %
France	25	19.4 %
Germany	23	17.8 %
Greece	7	5.4 %
Ireland	1	0.8 %
Italy	17	13.2 %
Netherlands	9	7.0 %
Portugal	1	0.8 %
Spain	6	4.7 %
Sweden	4	3.1 %
United Kingdom	14	10.9 %
Total:	129	



Tempus - Joint European Projects

Selection year: 2002

Overall statistics on selected applications: by Target Country

Target Country	Quantity	%
807	7	5.4 %
ALB	4	3.1 %
AZB	2	1.6 %
BIH	5	3.9 %
BR	1	0.8 %
EG	10	7.8 %
GEO	1	0.8 %
HRV	9	7.0 %
JO	3	2.3 %
KAZ	1	0.8 %
KOSOVO	1	0.8 %
LB	2	1.6 %
MA	7	5.4 %
MNG	2	1.6 %
MOL	3	2.3 %
RF	18	14.0 %
SCG	9	7.0 %
SY	4	3.1 %
TME	3	2.3 %
TN	2	1.6 %
UKR	12	9.3 %
UZB	4	3.1 %
Multicountry	19	14.7 %
Total:	129	

