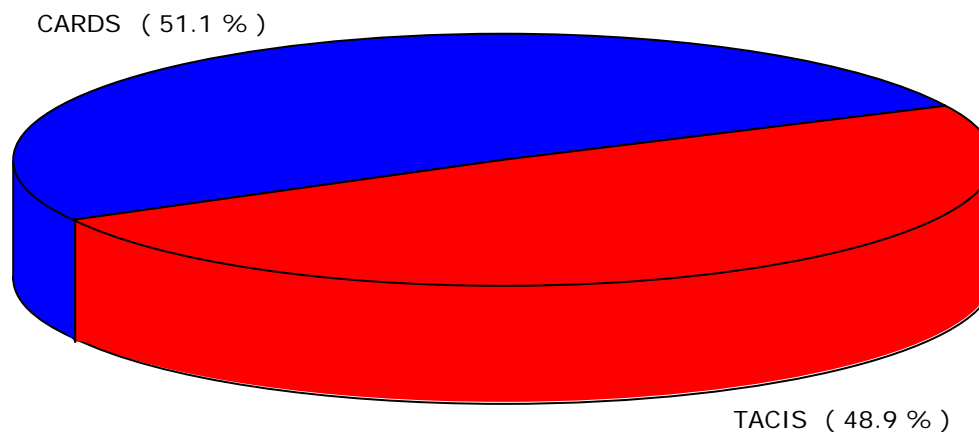




**Overall statistics on selected applications: CARDS/Tacis breakdown**

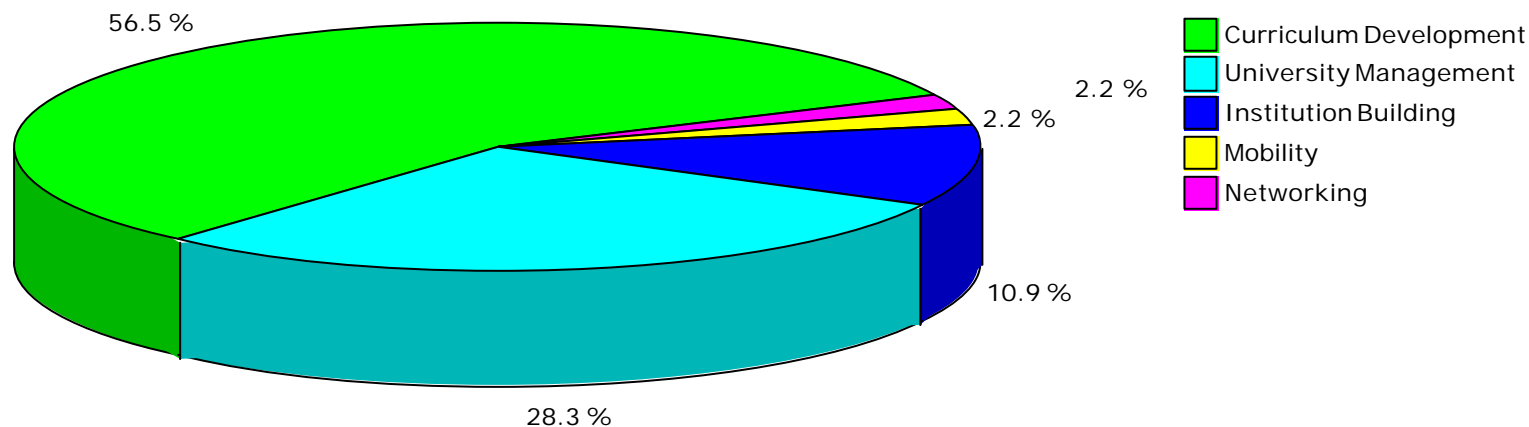
Programme	Quantity	%
CARDS	46	51.1 %
TACIS	44	48.9 %
<b>Total:</b>	<b>90</b>	





### Overall statistics on selected applications: by Programme and Project Type

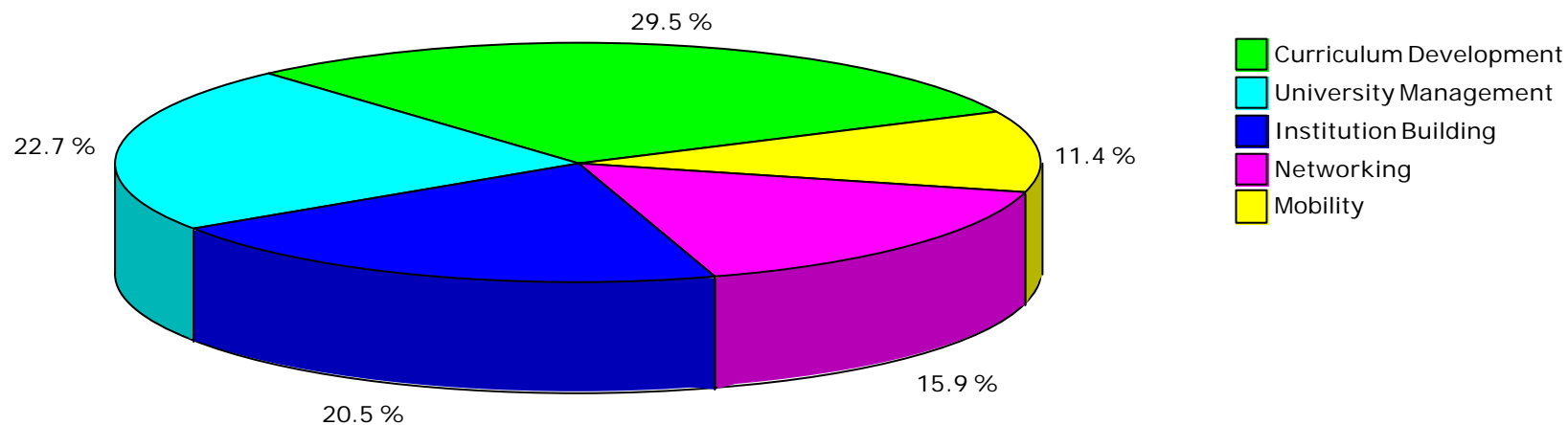
CARDS			
Project Type	Quantity	%	
Curriculum Development	26	56.52 %	
University Management	13	28.26 %	
Institution Building	5	10.87 %	
Multiplier	1	2.17 %	
Mobility	1	2.17 %	
<b>Total:</b>	<b>46</b>		





## Tempus

TACIS		
Project Type	Quantity	%
Curriculum Development	13	29.55 %
University Management	10	22.73 %
Institution Building	9	20.45 %
Multiplier	7	15.91 %
Mobility	5	11.36 %
<b>Total:</b>	<b>44</b>	





**Overall statistics on selected applications:  
by Programme and Contractor's Country**

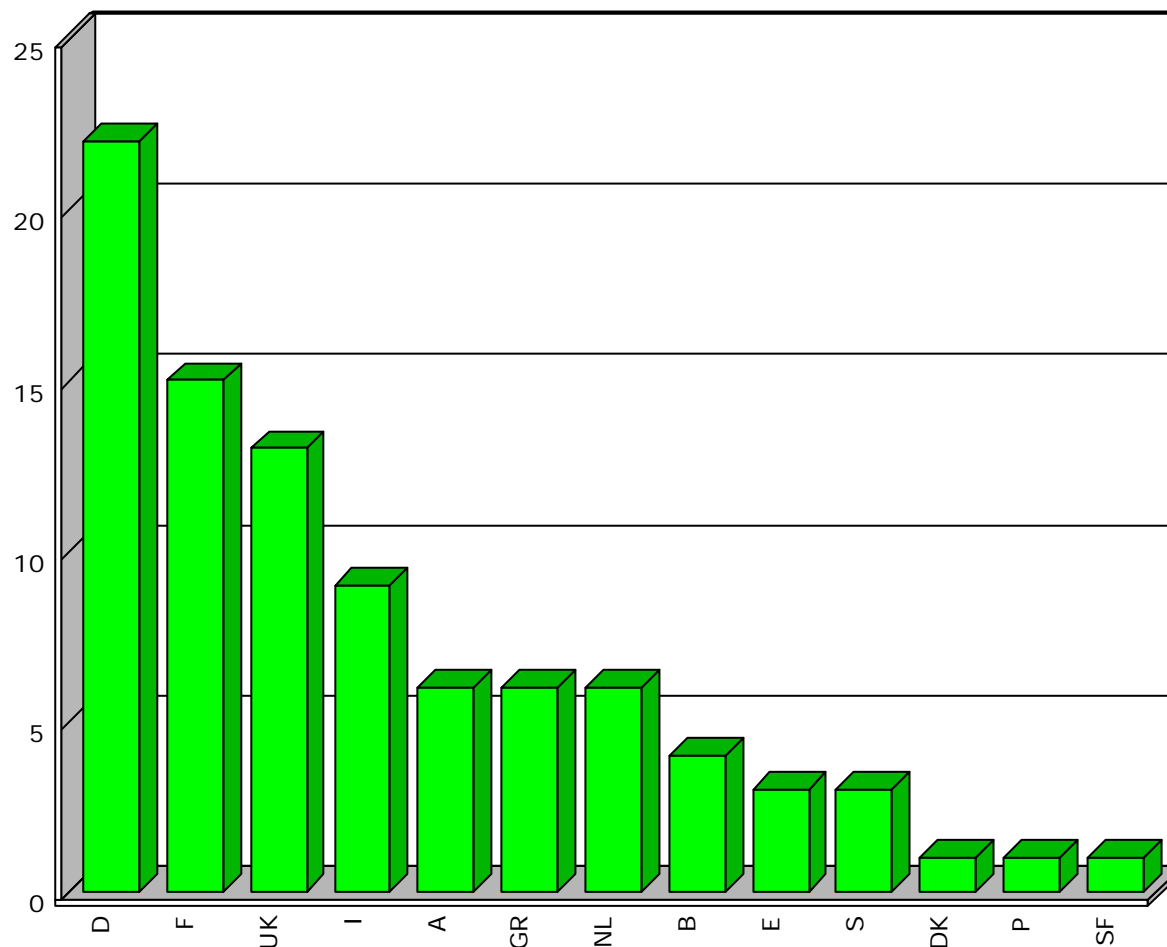
<b>CARDS</b>		
<b>Contractor's Country</b>	<b>JEPs Received</b>	<b>%</b>
Germany	12	26.09 %
Italy	6	13.04 %
United Kingdom	6	13.04 %
Austria	5	10.87 %
France	5	10.87 %
Greece	5	10.87 %
Netherlands	2	4.35 %
Spain	2	4.35 %
Belgium	1	2.17 %
Finland	1	2.17 %
Portugal	1	2.17 %
<b>Total:</b>	<b>46</b>	

<b>TACIS</b>		
<b>Contractor's Country</b>	<b>JEPs Received</b>	<b>%</b>
France	10	22.73 %
Germany	10	22.73 %
United Kingdom	6	13.64 %
Netherlands	4	9.09 %
Belgium	3	6.82 %
Italy	3	6.82 %
Sweden	3	6.82 %
Austria	1	2.27 %
Denmark	1	2.27 %
Greece	1	2.27 %
Russian Federation	1	2.27 %
Spain	1	2.27 %
<b>Total:</b>	<b>44</b>	



Overall statistics on selected applications: by Contractor's Country

Contracting Country	Quantity	%
Austria	6	6.7 %
Belgium	4	4.4 %
Denmark	1	1.1 %
Finland	1	1.1 %
France	15	16.7 %
Germany	22	24.4 %
Greece	6	6.7 %
Italy	9	10.0 %
Netherlands	6	6.7 %
Portugal	1	1.1 %
Russian Federation	1	1.1 %
Spain	3	3.3 %
Sweden	3	3.3 %
United Kingdom	12	13.3 %
<b>Total:</b>	<b>90</b>	





**Overall statistics on selected applications: by Target Country**

Target Country	Quantity	%
ALB	6	6.7 %
BIH	4	4.4 %
FRY-K	2	2.2 %
FRY-M	2	2.2 %
FRY-S	6	6.7 %
FYROM	6	6.7 %
HRV	6	6.7 %
KAZ	2	2.2 %
KYR	3	3.3 %
MOL	4	4.4 %
Multicountry	17	18.9 %
RF	22	24.4 %
TME	1	1.1 %
UKR	7	7.8 %
UZB	2	2.2 %
<b>Total:</b>	<b>90</b>	

